






# INST\_MTS\_3

Nr	Element	DIN	ELEMENT
10		DIN 9021	6x18
21		DIN 125	8x16
147		-	M6x10
239		ISO 7380	M6x14
58		-	LOCTITE

